

**Instructions**

Fees: \$60

1. Print these pages.
2. Print the Cross Connection manual at (large files and could take time to download) <http://www.epa.gov/safewater/pdfs/crossconnection/crossconnection.pdf> or at [http://garyklinka.com/Manuals/crossconnection\\_24\\_manual.pdf](http://garyklinka.com/Manuals/crossconnection_24_manual.pdf)
3. Simply follow the manual from beginning to end to answer the questions.
4. Go to the bottom of this page for course verification forms and mailing instructions.

Course qualifies for the following Credentials: 6 hours of credit

1. Commercial Plumbing Inspector
2. Journeyman Plumber License
3. Journeyman Plumber-Restricted Appliance License
4. Master Plumber License
5. Master Plumber-Restricted Appliance License
6. UDC-Plumbing Inspector Certification
- 7.

-----Cross Connection 24 part 1-----

Chapter one-Purpose and Scope

1. The primary purpose of this manual is to define, describe, and illustrate typical cross-connections and to suggest simple methods and devices by which they may be eliminated without interfering with the functions of plumbing or water supply distribution systems.

- a. true            b. false

2. Cross-connections are the links through which it is possible for contaminating materials to enter a potable water supply.

- a. true            b. false

3. The contaminant enters the potable water system when the pressure of the potable source exceeds the pressure of the polluted source.

- a. true            b. false

4. To combat the dangers of cross-connections and backflow connections, education in their recognition and prevention is needed. First, plumbing installers must know that hydraulic and polluttional factors may combine to produce a sanitary hazard if a crossconnection is present.

- a. true            b. false

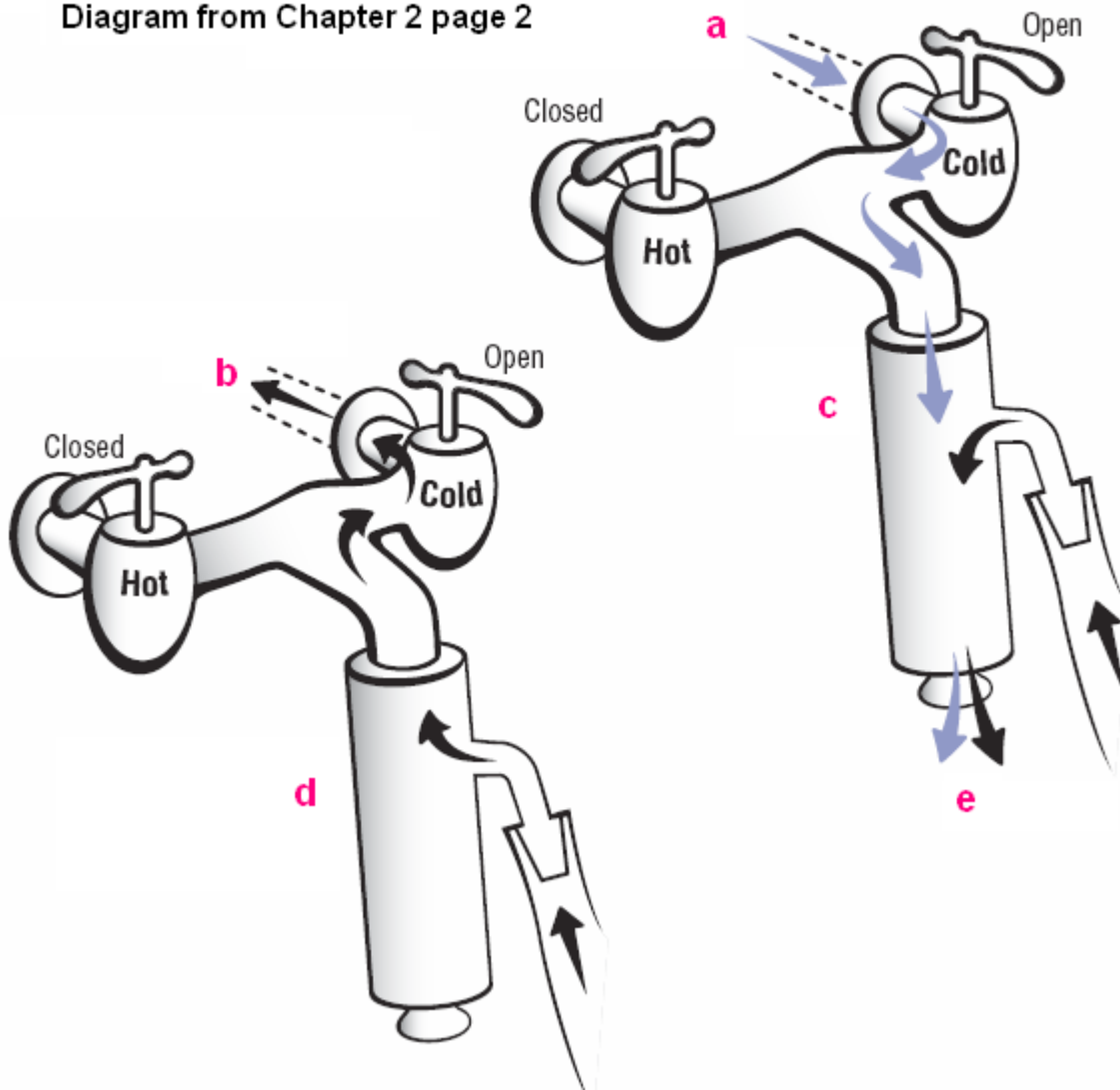
5. To combat the dangers of cross-connections and backflow connections, education in their recognition and prevention is needed. Second, they must realize that there are available reliable and simple standard backflow prevention devices and methods that may be substituted for the convenient but dangerous direct connection.

- a. true            b. false

6. To combat the dangers of cross-connections and backflow connections, education in their recognition and prevention is needed. And third, it should be made clear to all that the hazards resulting from direct connections never outweigh the time and convenience gained.

- a. true            b. false

Diagram from Chapter 2 page 2



Use the above diagram for questions 7-11

7. The letter 'a' represents \_\_\_\_\_

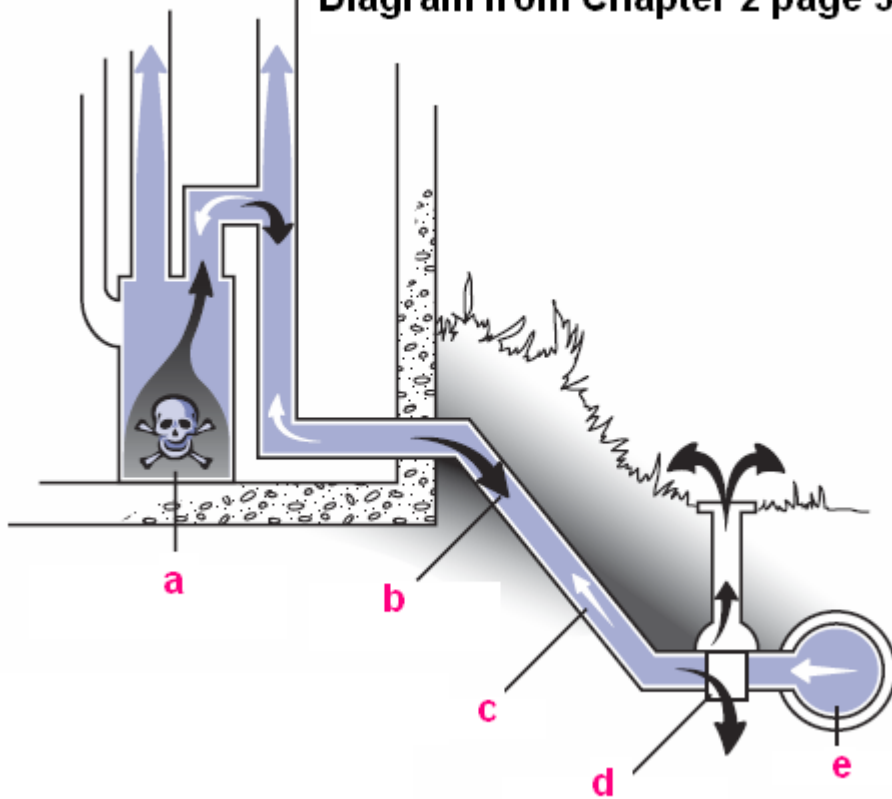
8. The letter 'b' represents \_\_\_\_\_

9. The letter 'c' represents \_\_\_\_\_

10. The letter 'd' represents \_\_\_\_\_

11. The letter 'e' represents \_\_\_\_\_

**Diagram from Chapter 2 page 3**



Use the above diagram for questions 12-16

12. The letter 'a' represents \_\_\_\_\_

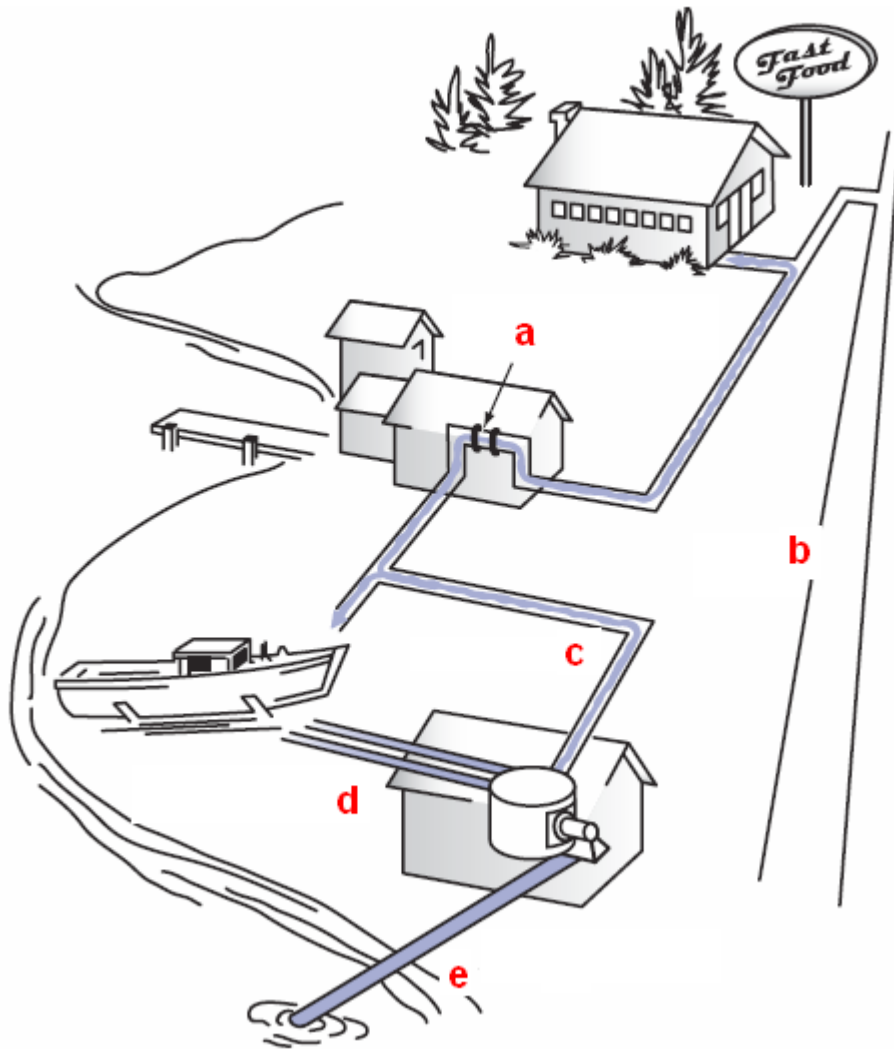
13. The letter 'b' represents \_\_\_\_\_

14. The letter 'c' represents \_\_\_\_\_

15. The letter 'd' represents \_\_\_\_\_

16. The letter 'e' represents \_\_\_\_\_

### Diagram for chapter 2 page 4



Use the above diagram for questions 17-21

17. The letter 'a' represents \_\_\_\_\_

18. The letter 'b' represents \_\_\_\_\_

19. The letter 'c' represents \_\_\_\_\_

20. The letter 'd' represents \_\_\_\_\_

21. The letter 'e' represents \_\_\_\_\_

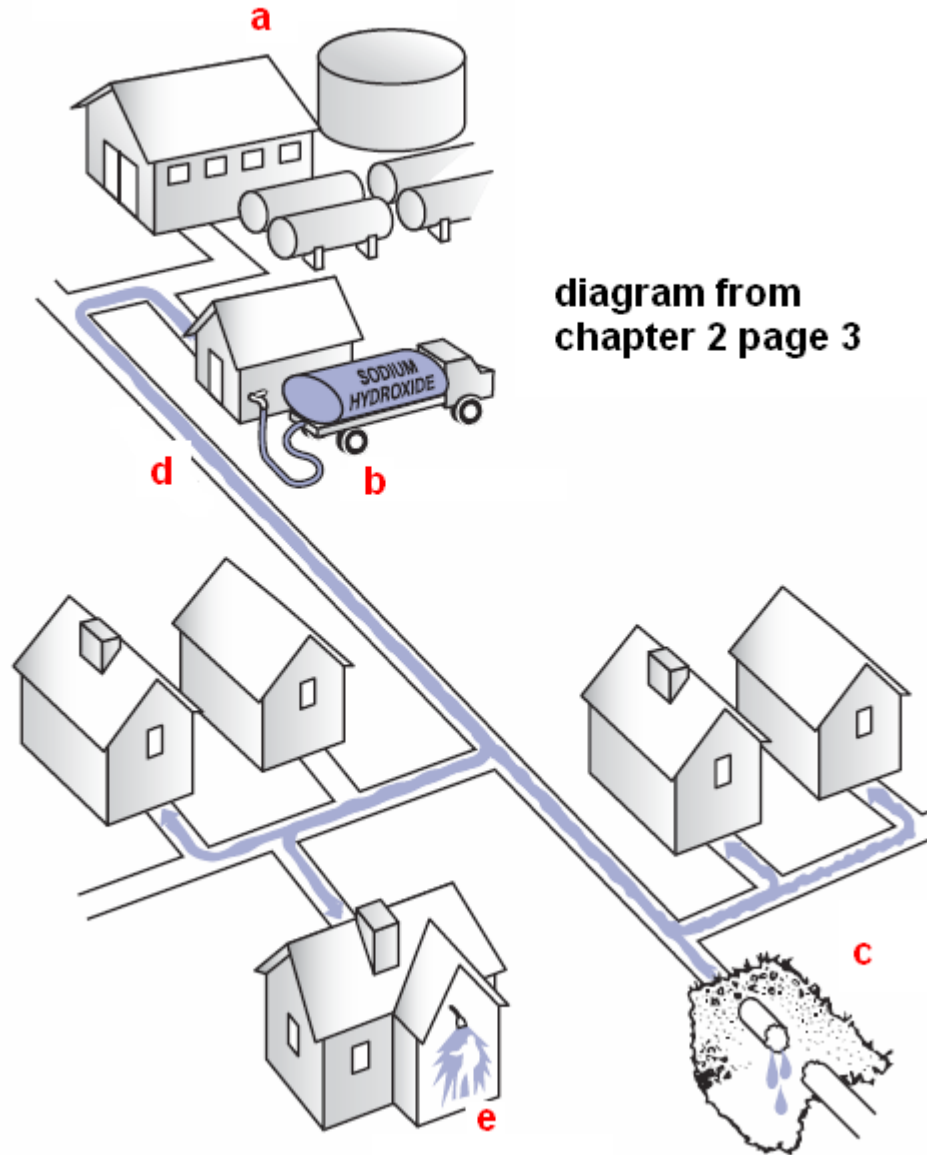
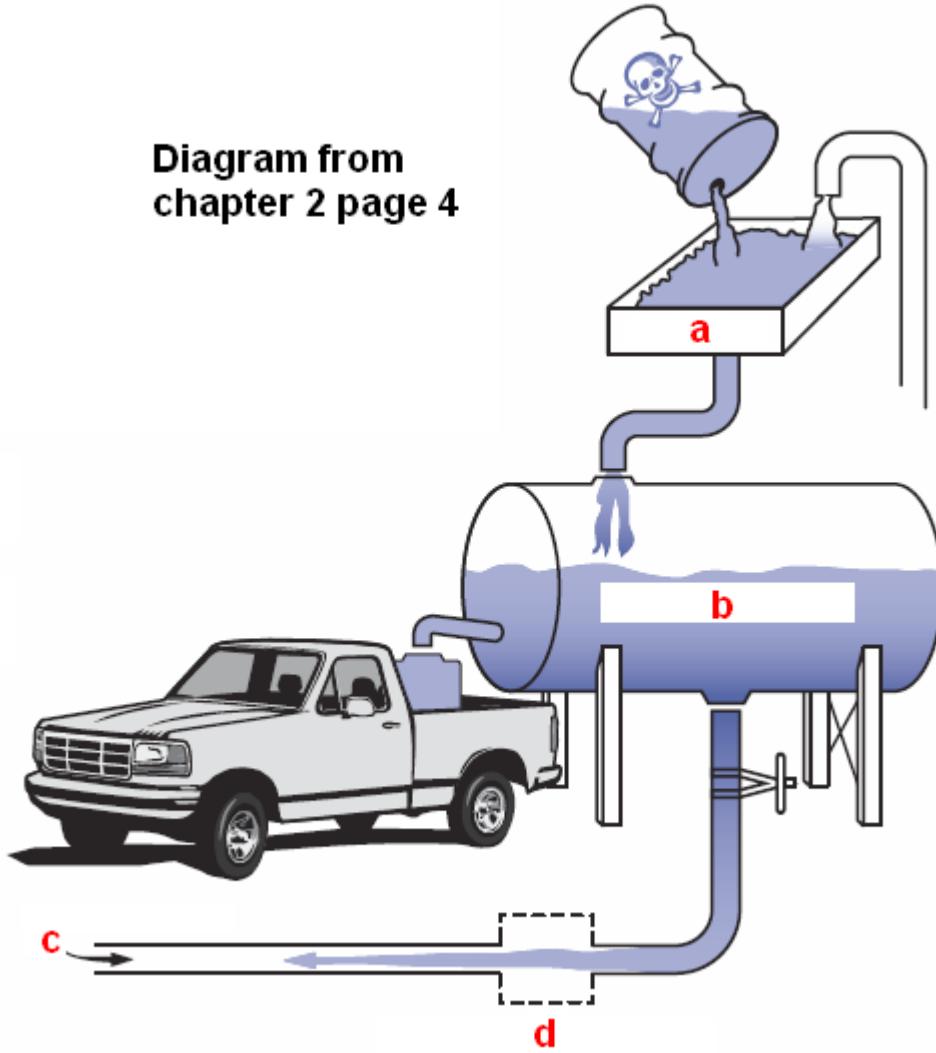


diagram from chapter 2 page 3

Use the above diagram for questions 22-26

- 22. The letter 'a' represents \_\_\_\_\_
- 23. The letter 'b' represents \_\_\_\_\_
- 24. The letter 'c' represents \_\_\_\_\_
- 25. The letter 'd' represents \_\_\_\_\_
- 26. The letter 'e' represents \_\_\_\_\_

Diagram from chapter 2 page 4



Use the above diagram for questions 27-30

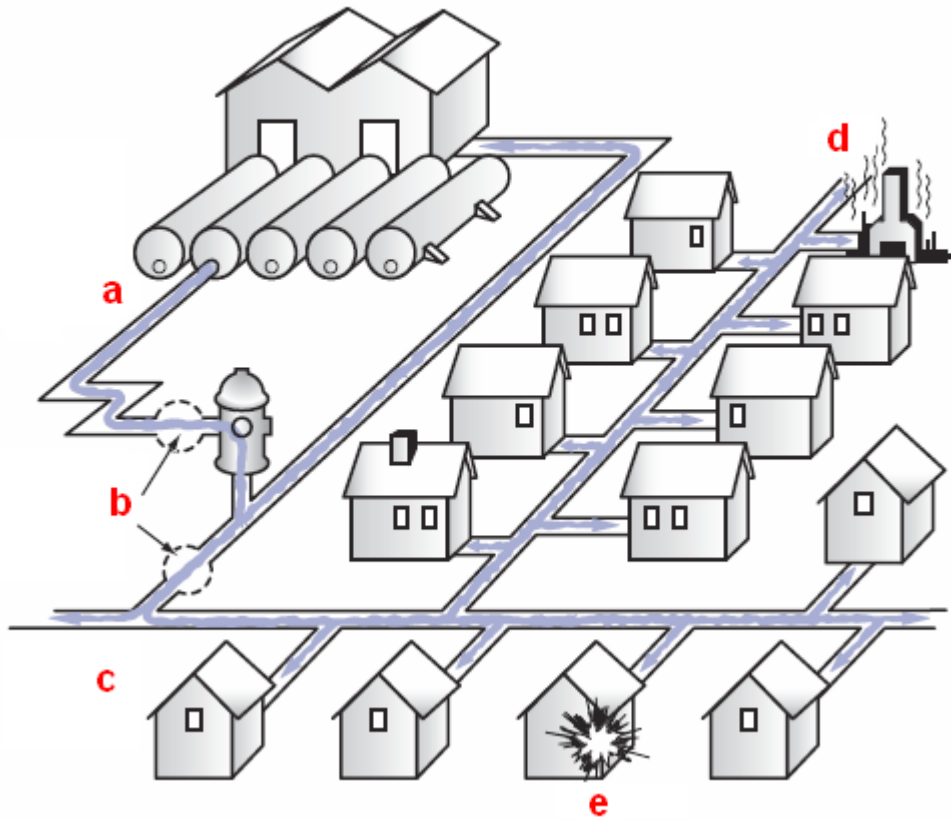
27. The letter 'a' represents \_\_\_\_\_

28. The letter 'b' represents \_\_\_\_\_

29. The letter 'c' represents \_\_\_\_\_

30. The letter 'd' represents \_\_\_\_\_

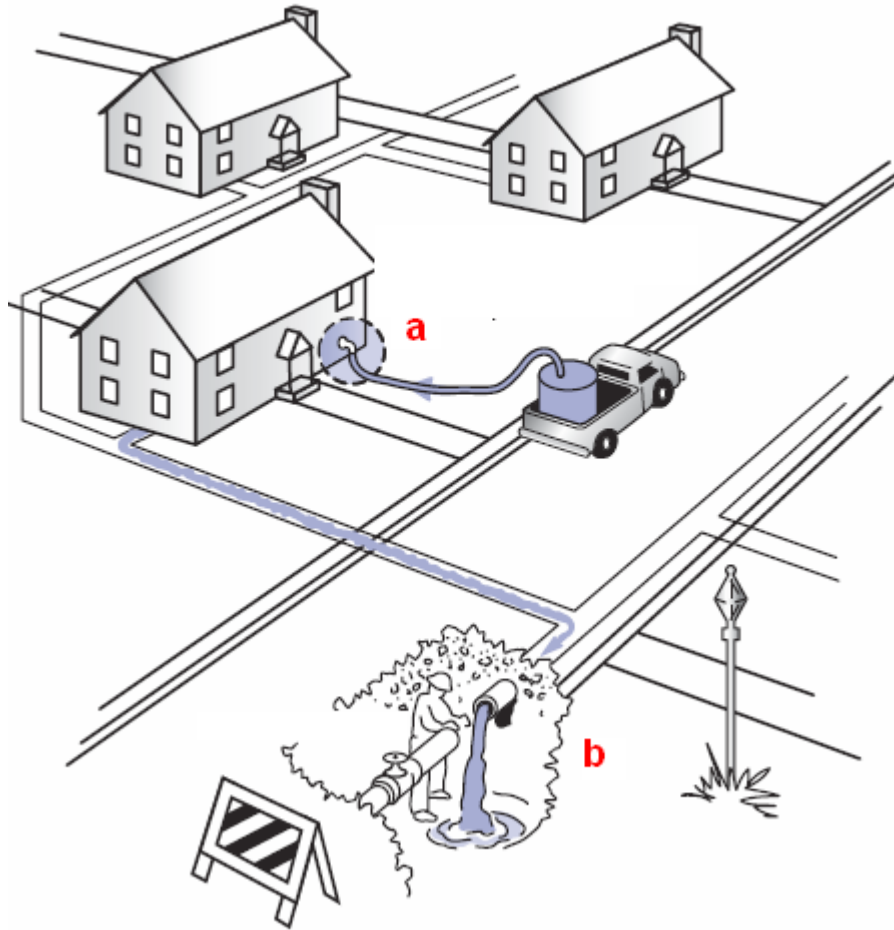
### Diagram from chapter 2 page 4



Use the above diagram for questions 31-35

- 31. The letter 'a' represents \_\_\_\_\_  
\_\_\_\_\_
- 32. The letter 'b' represents \_\_\_\_\_
- 33. The letter 'c' represents \_\_\_\_\_
- 34. The letter 'd' represents \_\_\_\_\_
- 35. The letter 'e' represents \_\_\_\_\_

**Diagram from chapter 2 page 5**



Use the above diagram for questions 36-37

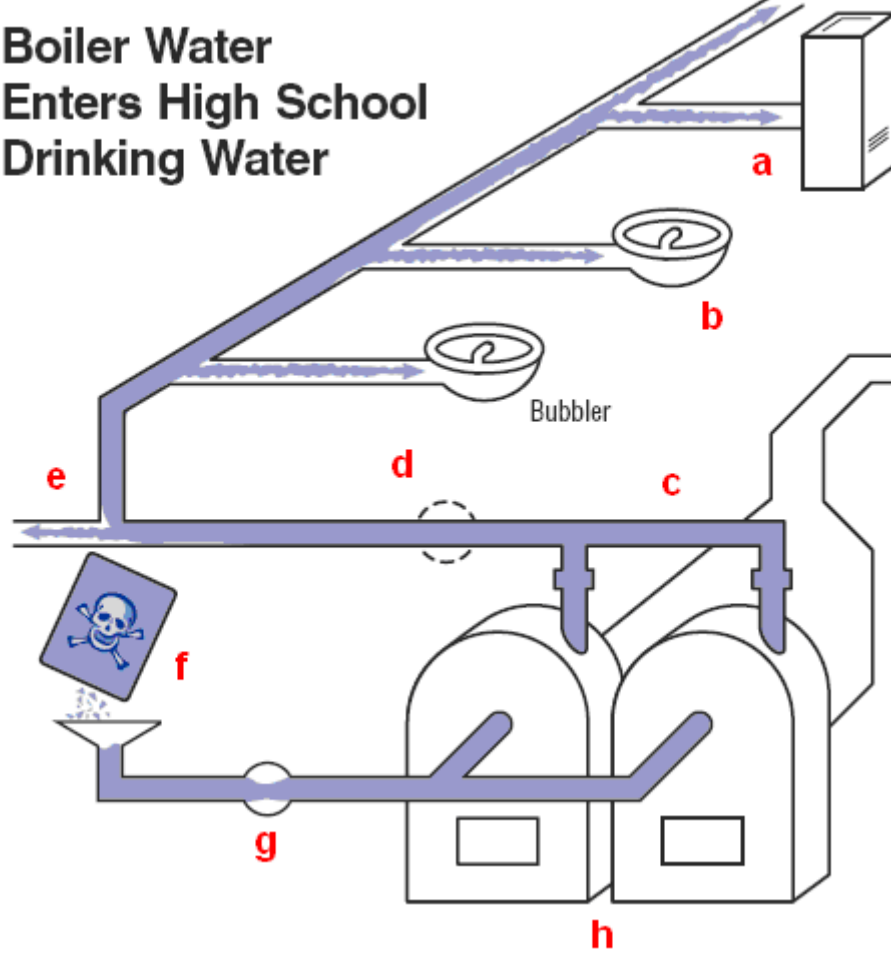
36. The letter 'a' represents \_\_\_\_\_  
\_\_\_\_\_

37. The letter 'b' represents \_\_\_\_\_



**Diagram from chapter 2 page 6**

**Boiler Water  
Enters High School  
Drinking Water**



Use the above diagram for questions 38-45

38. The letter 'a' represents \_\_\_\_\_

39. The letter 'b' represents \_\_\_\_\_

40. The letter 'c' represents \_\_\_\_\_

41. The letter 'd' represents \_\_\_\_\_

42. The letter 'e' represents \_\_\_\_\_

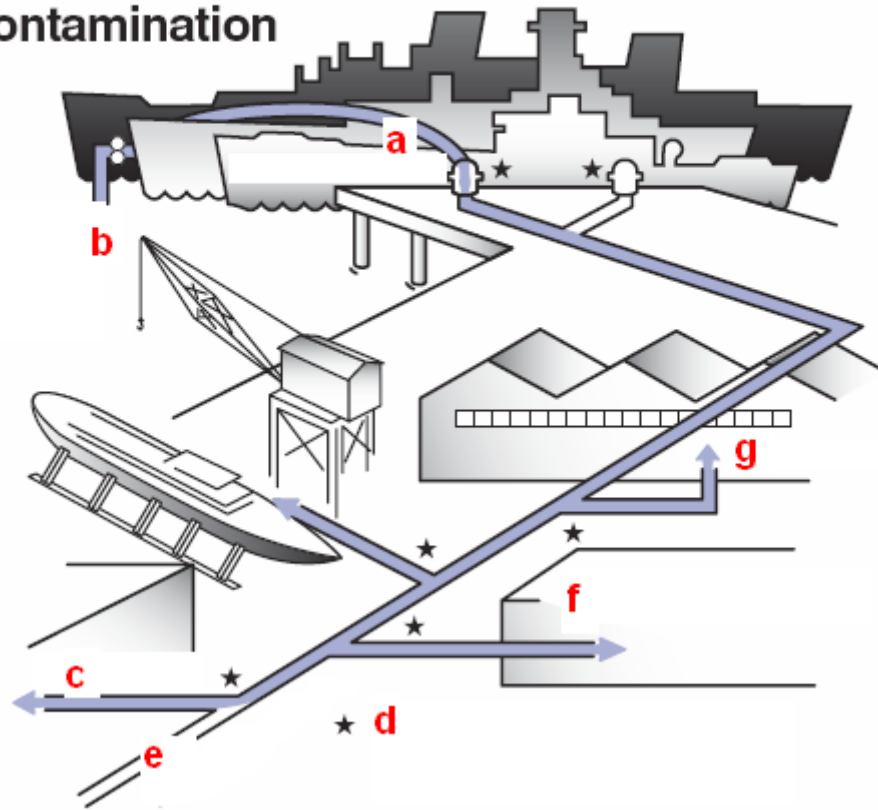
43. The letter 'f' represents \_\_\_\_\_

44. The letter 'g' represents \_\_\_\_\_

45. The letter 'h' represents \_\_\_\_\_

# Shipyard Backflow Contamination

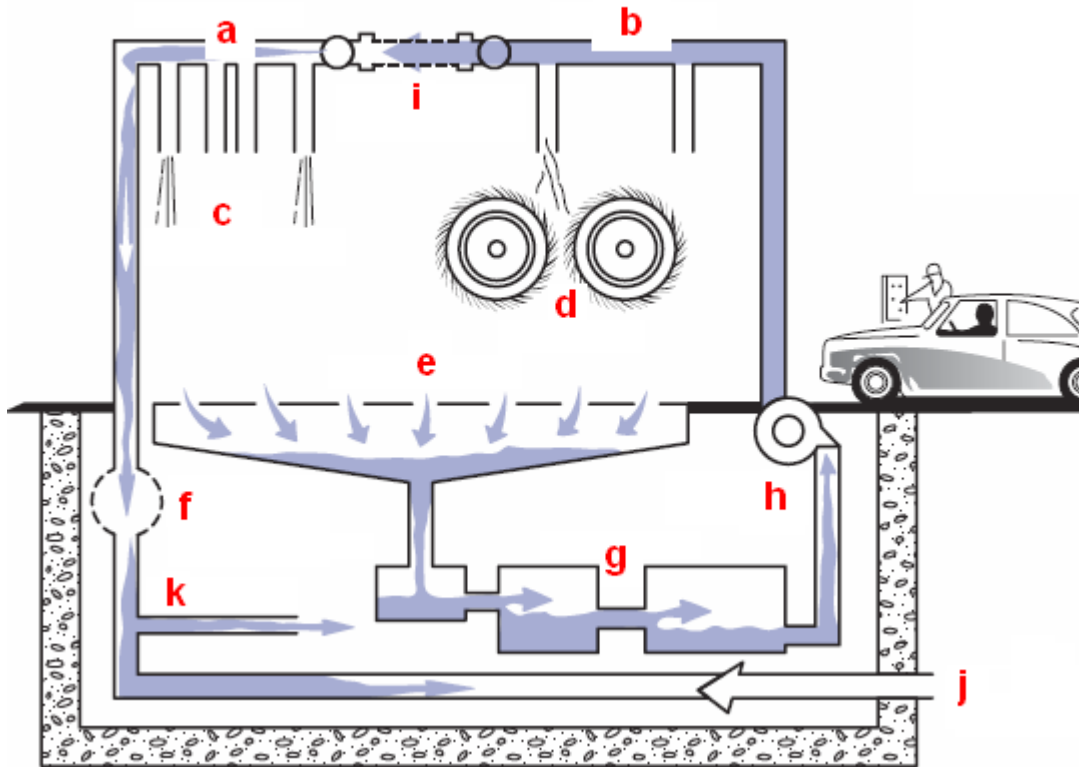
Diagram from chapter 2 page 7



Use the above diagram for questions 46-52

- 46. The letter 'a' represents \_\_\_\_\_
- 47. The letter 'b' represents \_\_\_\_\_
- 48. The letter 'c' represents \_\_\_\_\_
- 49. The letter 'd' represents \_\_\_\_\_  
\_\_\_\_\_
- 50. The letter 'e' represents \_\_\_\_\_
- 51. The letter 'f' represents \_\_\_\_\_
- 52. The letter 'g' represents \_\_\_\_\_

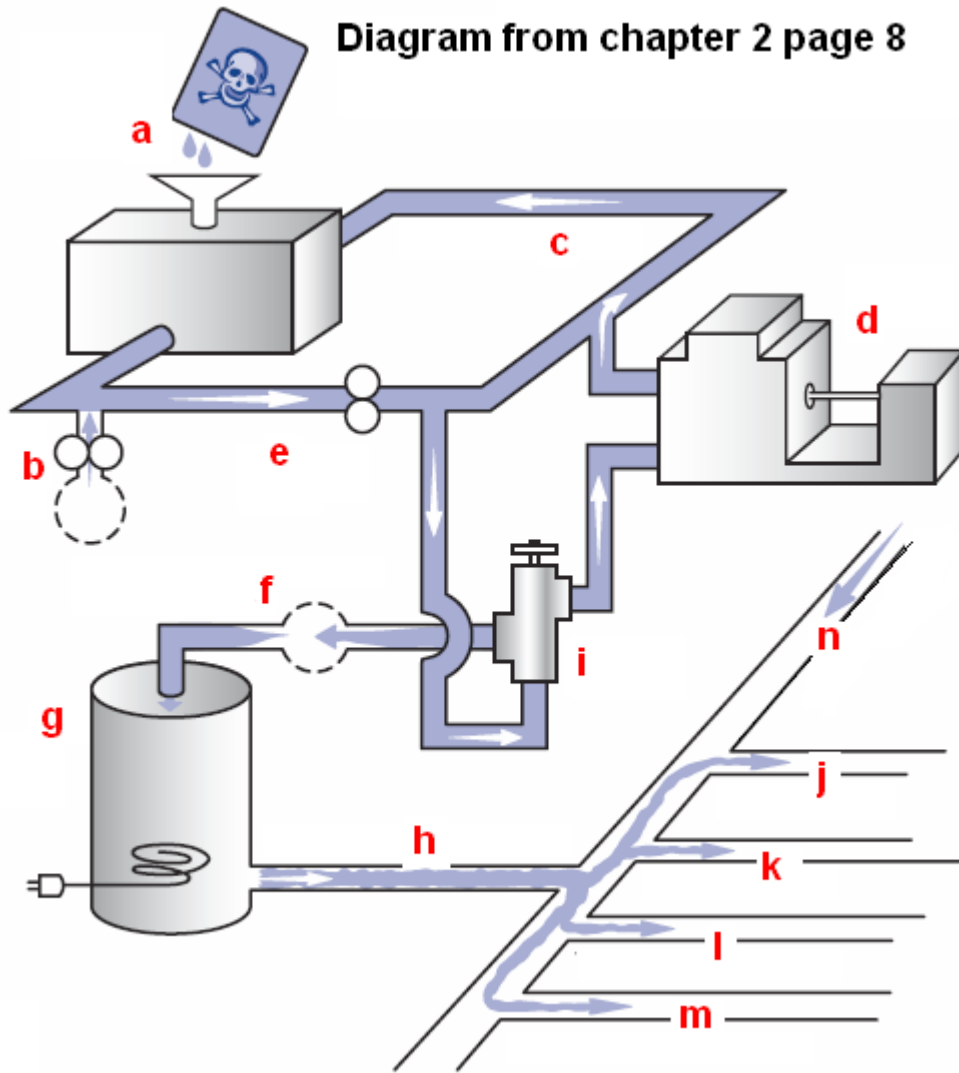
### Diagram from chapter 2 page 7



Use the above diagram for questions 53-63

- 53. The letter 'a' represents \_\_\_\_\_
- 54. The letter 'b' represents \_\_\_\_\_
- 55. The letter 'c' represents \_\_\_\_\_
- 56. The letter 'd' represents \_\_\_\_\_
- 57. The letter 'e' represents \_\_\_\_\_
- 58. The letter 'f' represents \_\_\_\_\_
- 59. The letter 'g' represents \_\_\_\_\_
- 60. The letter 'h' represents \_\_\_\_\_
- 61. The letter 'i' represents \_\_\_\_\_
- 62. The letter 'j' represents \_\_\_\_\_
- 63. The letter 'k' represents \_\_\_\_\_

Diagram from chapter 2 page 8



Use the above diagram for questions 64-77

64. The letter 'a' represents \_\_\_\_\_

65. The letter 'b' represents \_\_\_\_\_

66. The letter 'c' represents \_\_\_\_\_

67. The letter 'd' represents \_\_\_\_\_

68. The letter 'e' represents \_\_\_\_\_

69. The letter 'f' represents \_\_\_\_\_

70. The letter 'g' represents \_\_\_\_\_

71. The letter 'h' represents \_\_\_\_\_

72. The letter 'i' represents \_\_\_\_\_

73. The letter 'j' represents \_\_\_\_\_

74. The letter 'k' represents \_\_\_\_\_

75. The letter 'l' represents \_\_\_\_\_

76. The letter 'm' represents \_\_\_\_\_

77. The letter 'n' represents \_\_\_\_\_

-----

To obtain your Continuing Education Credits follow the below instructions.

1. Click on course, print out, circle answers, mail everything in with payment.
2. Fill in all fields applicable.
3. Include your certification or license number.
4. We'll take care of crediting with the state and mailing back to you the quiz results.

Send by mail

[www.garyklinka.com](http://www.garyklinka.com)

1. Test & answer sheets. Fees: \$60
2. Fill out this form below completely.
3. Applicable fees by check payable to Gary Klinka.
4. Mail to: Gary Klinka at 228 Mandella Ct Neenah WI 54956.
5. Questions: office 920-727-9200 or Fax 888-727-5704.
6. Cell 920-740-4119 or 920-740-6723 & by email [garyklinka@hotmail.com](mailto:garyklinka@hotmail.com)

-----Educational Course Attendance Verification Form -----

Attendee's Name \_\_\_\_\_ Date \_\_\_\_\_

Address \_\_\_\_\_

Credential Number \_\_\_\_\_ Phone# \_\_\_\_\_

Course Title and Name \_\_\_\_\_ Crossconnection 24 part 1

List the name of each credential held by attendee \_\_\_\_\_

\_\_\_\_\_ Credited Hours \_\_\_\_\_ 6 hours

Email address \_\_\_\_\_ Fax# \_\_\_\_\_

To be completed by Gary Klinka My credential link [#70172](#)

Course Password \_\_\_\_\_ Course ID# \_\_\_\_\_ 8611

Attendee passed the course with a greater than 70% score on Date \_\_\_\_\_

Instructor Signature \_\_\_\_\_